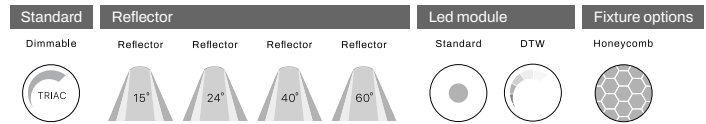


METEORA-S SURFACE
SURFACE MOUNTED LIGHTING



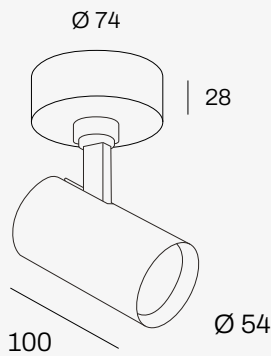
AVAILABLE IN



Lumen output 700lm • 500lm
CRI >90Ra
CCT 2700K • 3000K

FIXTURE SPECIFICATIONS

[View product on website](#)



Fixture weight: 300 grams



Housing material	Die cast aluminium
Material finish	Powder coating
RAL colour	9004 (Black) • 9003 (White) • 1036 (Gold)
Fixture type	Surface mounted Light
LED Module	Bridgelux V6 LED
Driver	Triac dimmable driver
Number of light sources	1
Adjustability	350° rotatable and 90° tiltable
IP rating	IP20
Expected lifetime	L90 / B10 @ 70.000 hours
Photobiological safety	RG1 Unlimited
Power factor	> 0.9
Colour consistency	3 SDCM
Warranty	3 years on LED module and driver

FIXTURE VARIATIONS

LED module	Lumen	Light colour	Efficiency (Lm/W)	Power	Dim options
Bridgelux V6 LED	700lm	927	84	8.0 W	Triac
Bridgelux V6 LED	700lm	930	88	8.0 W	Triac
Bridgelux V6 LED	500lm	Dim to Warm • 1800K - 3000K	88	8.0 W	Triac

Fixture variations:

- ¹⁾ Lumen output of LED module (COB) is displayed as net lumen and is subject to 10% tolerance of real time light output (set by international standards)
- ²⁾ Colour temperature notation is composed of CRI value, indicated by the first digit, and CCT in Kelvin, indicated by the following 2 digits. Accuracy of the Correlated Colour Temperature (CCT) is subject to a tolerance of up to +/- 150 Kelvin compared to nominal value.
- ³⁾ Fixture efficiency is displayed in lumens per watt and is calculated based on the gross lumen output and power consumption of both the LED module and driver
- ⁴⁾ Mentioned wattage applies for the total power consumption of the fixture, including both LED module and driver.

Technical data can be changed by Internova Professional Lighting without prior notice.

ARTICLE CODE CONFIGURATOR

IN

LUMEN OUTPUT

LIGHT COLOUR

REFLECTOR

FIXTURE COLOUR

DIM OPTIONS

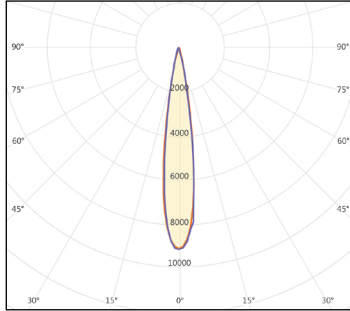
STANDARD

OPTIONS

Article code configurator:

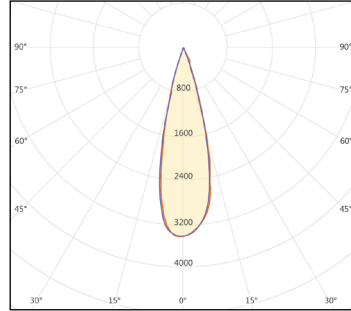
- ¹⁾ This configurator may not be compatible with all PDF readers. For an optimal experience, please open this document using Google Chrome

POLAR DIAGRAMS



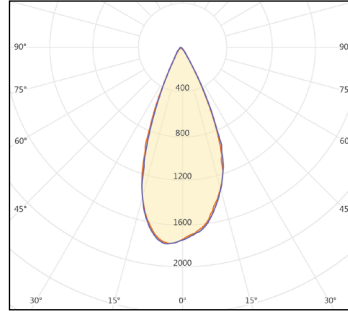
cd/klm
c0/c180
c90/270

n= 92%
15 degrees



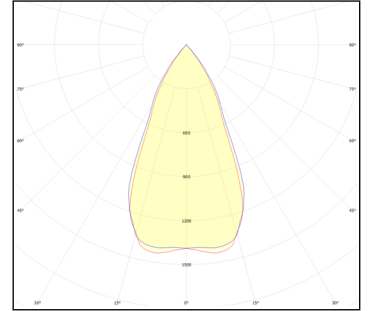
cd/klm
c0/c180
c90/270

n= 92%
24 degrees



cd/klm
c0/c180
c90/270

n= 92%
40 degrees



cd/klm
c0/c180
c90/270

n= 92%
60 degrees