


## Installation Instruction



Voltage : AC~220V~240V  
Frequency : 50Hz

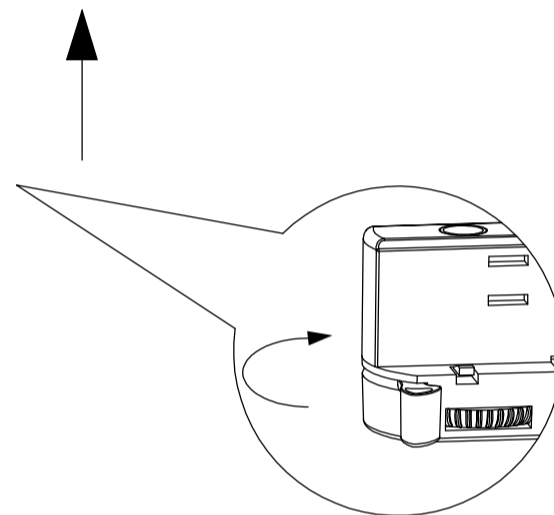
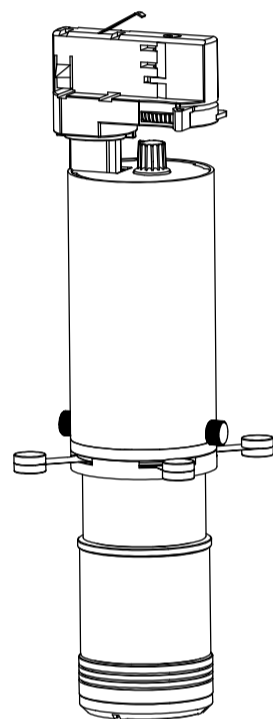
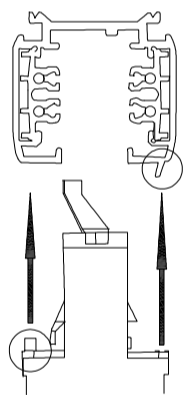
## Installation

The installation and maintenance of this product must be by a professional. Please read this instruction sheet carefully before installation.



Do not operate with power supply connected.

Install the lighting to the track.



track

Aim the adapter at the track, turn the spanner to let the clip connect the track and turn the switch.

- Make sure the power supply is switched off before maintenance .
- Please respect all fireproofing legislation.
- This product should not be covered with combustible material.

