













QUADRO
RECESSED LIGHTING



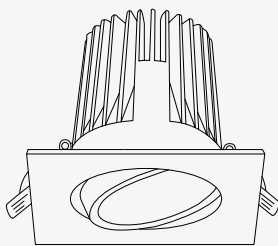
AVAILABLE IN

Standard	Reflector				Led module		
Glass	Reflector	Reflector	Reflector	Reflector	Standard	Premium	HE+
							
Dim options							
Dimmable	Dimmable	Dimmable	Casambi				
							

Lumen output 1100lm • 2000lm • 3000lm
CRI >80Ra • >90Ra
CCT 2700K • 3000K • 3500K • 4000K • 5700K

FIXTURE SPECIFICATIONS

[View product on website](#)



130 x 130

94

Fixture weight: 621 grams
Cut out size Ø 115 x 100mm



Housing material	Die cast aluminium
Material finish	Powder coating
RAL colour	9004 (Black) • 9003 (White)
Fixture type	Recessed Light
LED Module	Philips Fortimo SLM LED
Driver	Philips Xitanium LED driver
Number of light sources	1
Adjustability	350° rotatable and 30° tiltable
IP rating	IP20
Expected lifetime	L90 / B10 @ 66.000 hours
Photobiological safety	RG1 Unlimited
Power factor	> 0.9
Colour consistency	3 SDCM
Warranty	5 years on LED module and driver

FIXTURE VARIATIONS

LED module	Lumen	Light colour	Efficiency (Lm/W)	Power	Dim options
Philips Fortimo SLM G7	1100lm	827 / 830 / 840	135 / 141 / 146	7.5W	Triac / DALI / Casambi
Philips Fortimo SLM G7	1100lm	857	147	7.4W	Triac / DALI / Casambi
Philips Fortimo SLM G7	1100lm	927 / 930 / 930PW / 935PW / 940PW	111 / 115 / 115 / 121 / 124	9.4W	Triac / DALI / Casambi
Philips Fortimo SLM G7	2000lm	827 / 830 / 840	124 / 129 / 134	15.6W	Triac / DALI / Casambi
Philips Fortimo SLM G7	2000lm	857	142	15.1W	Triac / DALI / Casambi
Philips Fortimo SLM G7	2000lm	927 / 930 / 930PW	99 / 102 / 102	19.9W	Triac / DALI / Casambi
Philips Fortimo SLM G7	2000lm	935PW / 940PW	110 / 113	17.7W	Triac / DALI / Casambi
Philips Fortimo SLM G7	3000lm	827 / 830 / 840 / 857	125 / 130 / 135 / 135	23.2W	Triac / DALI / Casambi
Philips Fortimo SLM G7	3000lm	927 / 930 / 930PW	99 / 102 / 102	29.7W	Triac / DALI / Casambi
Philips Fortimo SLM G7	3000lm	935PW / 940PW	109 / 112	27.5W	Triac / DALI / Casambi

Fixture variations:

- ¹⁾ Lumen output of LED module (COB) is displayed as net lumen and is subject to 10% tolerance of real time light output (set by international standards)
- ²⁾ Colour temperature notation is composed of CRI value, indicated by the first digit, and CCT in Kelvin, indicated by the following 2 digits. Accuracy of the Correlated Colour Temperature (CCT) is subject to a tolerance of up to +/- 150 Kelvin compared to nominal value.
- ³⁾ Fixture efficiency is displayed in lumens per watt and is calculated based on the net lumen output and power consumption of both the LED module and driver.
- ⁴⁾ Mentioned wattage applies for the total power consumption of the fixture, including both LED module and driver.

Technical data can be changed by Internova Professional Lighting BV without prior notice.

ARTICLE CODE CONFIGURATOR

IN

LUMEN OUTPUT

LIGHT COLOUR


REFLECTOR

FIXTURE COLOUR

DIM OPTIONS

OPTIONS

STANDARD

 Glass

Article code configurator:

- ¹⁾ This configurator may not be compatible with all PDF readers. For an optimal experience, please open this document using Google Chrome

POLAR DIAGRAMS

