

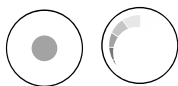
- Housing
- RAL colour
- Fixture type
- Module
- Driver
- Lumen output
- CCT
- CRI
- Beam angles
- Cut out size
- Expected Lifetime
- Photobiological safety
- Power factor
- UGR
- Colour consistency
- Warranty

Aluminium, die cast
9004 (Black), 9003 (White)
Tilttable recessed
Bridgelux V6
TRIAC dimmable driver
500lm, 700lm
2700K, DTW (3000K–2000K)
>90Ra
15°, 24°, 40°
ø83 x H85mm
50.000h L80/B10
RG1 unlimited
> 0.9
< 19
3 SDCM
3 years warranty on LED module and driver

Net Weight	Dimensions carton L x W x H	Qty outer carton
On request	On request	On request

LED MODULES

Standard	DTW
----------	-----



OPTIONS

Dimmable Casambi



LED MODULE OPTIONS

[illegible]

LED modules

Standard: CRI>80 and >90 in CCT 2700K, 3000K, 3500K, 4000K

Premium White (PW): for fresh white and depth of colour in retail environments

¹⁾ Lumen output of LED module (COB)

²⁾ Mentioned wattage applies for the COB only. Mentioned wattage applies for the most efficient CCT.

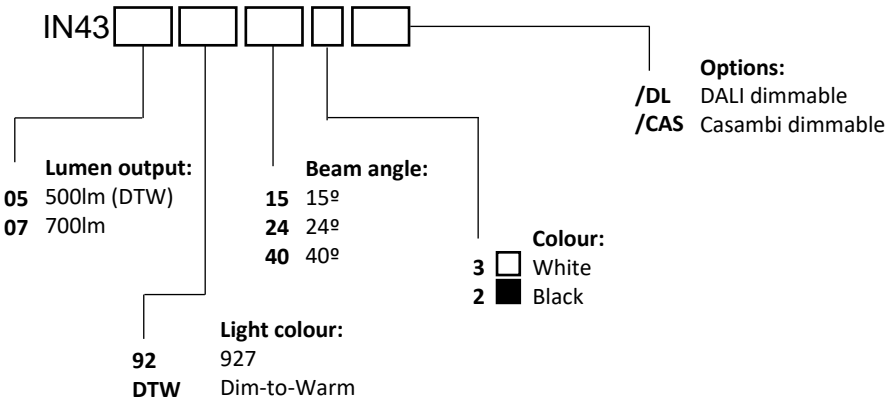
The power of the complete fixture will be slightly higher due to the power consumption of the driver.

³⁾ Values shown are average values and are subject to +/- 10% tolerance (set by international standards). The colour temperature is subject to a tolerance of up to +/- 150 Kelvin compared to the nominal value.

Technical data can be changed by Internova without prior notice.

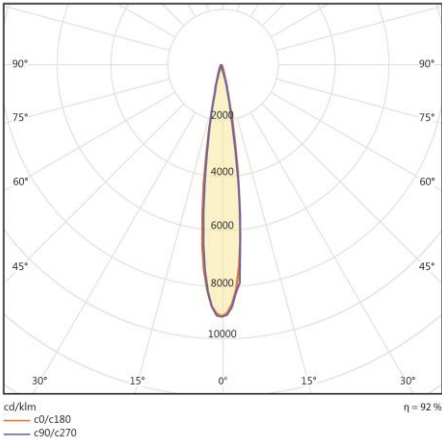
It all starts with light

ARTICLE CODE STRUCTURE

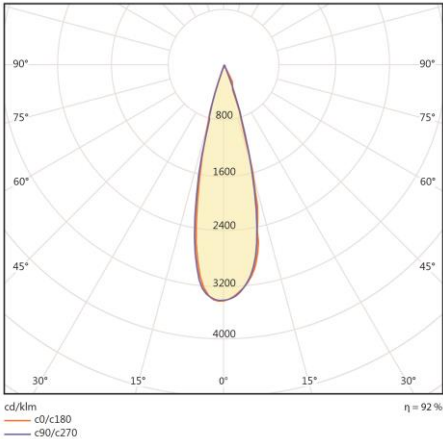


POLAR DIAGRAMS

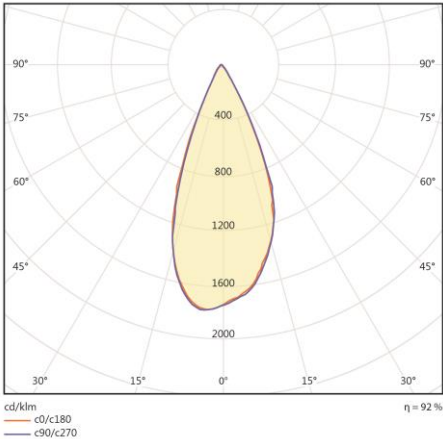
15°



24°



40°



It all starts with light